

the Wizard Picks[★]

Getting Started with the Wizard Picks: Tutorial

Welcome to the WizardPicks. The WizardPicks provides weekly stock picks in a simple, powerful and easy-to-use system. Unlike other systems, the WizardPicks does all of the work for you. Using the same revolutionary algorithm as theWizard.com, the WizardPicks identifies the very best stocks to buy and sell short every week. As we've all seen, the stock market doesn't always go up, and the WizardPicks is uniquely positioned to capitalize no matter which way the market is moving.

The WizardPicks follows a three-step process for picking stocks. First, we use our behind-the-scenes, revolutionary market timing indicator to tell us which way the market is moving – up or down. In 20 years, this indicator has never failed to identify a major move in the markets.



Next, we run a series of intensive, highly-sophisticated scans, pinpointing the stocks most likely to move in the same direction as the market.

Fortunately, you don't have to see any of us, because in our third step, the WizardPicks gives you a list of stocks each week with buy or sell signals for each one. When the market is going up, we'll give you a list of buy signals. When it's going down, we'll give you a list of sell signals. Every Saturday, after 6:00 pm Eastern Time, simply logon on to our member site and check the list of picks. Then, enter your orders with your broker anytime before the market opens on Monday.

(See screenshot on next page)

How do I want to trade?

CONSERVATIVE

Take profits along the way.

AGGRESSIVE

Take all of my profits when I exit the trade.

U.S. Stocks: Picks for the week of August 07, 2009

+ ADD CHECKED ITEMS TO MY PORTFOLIO

Stock Symbol	Last Price	Today's Change	Entry Date	Entry Price	Stop Price	Trade Status		Days	Profit	% Profit
<input type="checkbox"/> FWLT Foster Wheeler Ag <small>view a quote +</small>	29.44	6.34		Buy @ 29.62	27.25	50% no target	75% no target			
<input type="checkbox"/> ARBA Ariba Inc <small>view a quote +</small>	10.78	0.27		Buy @ 11.30	10.40	50% 15.36	75% 19.04			
<input type="checkbox"/> TTES T-3 Energy Services Inc <small>view a quote +</small>	16.49	2.94		Buy @ 16.94	15.58	50% 20.89	75% 31.22			
<input type="checkbox"/> MMC Marsh McLennan Co <small>view a quote +</small>	23.22	2.8		Buy @ 23.46	21.58	50% 24.62	75% 29.43			
<input type="checkbox"/> BRE B R E Prop Inc <small>view a quote +</small>	28.74	5.01		Buy @ 29.23	26.89	50% 30.17	75% 33.84			
<input type="checkbox"/> ESS Essex Prty Tr Inc <small>view a quote +</small>	75.16	10.15		Buy @ 78.67	72.38	50% 116.77	75% 134			

For each week's list of stocks, our signal gives the exact price to buy it or sell it short – right down to the penny. It also gives you the exact prices at which to take profits.

How do I want to trade?

CONSERVATIVE (selected) | AGGRESSIVE

Take profits along the way. | Take all of my profits when I exit the trade.

U.S. Stocks: Picks for the week of August 07, 2009

+ ADD CHECKED ITEMS TO MY PORTFOLIO

Stock Symbol	Last Price	Today's Change	Entry Date	Entry Price	Stop Price	Trade Status		Days	Profit	% Profit
<input type="checkbox"/> FWLT Foster Wheeler Ag	29.44	6.34		Buy @ 29.62	27.25	50% no target	75% no target			
<input type="checkbox"/> ARBA Ariba Inc				Buy @ 11.30	10.40	50% 15.36	75% 19.04			
<input type="checkbox"/> TTES T-3 Energy Services Inc	16.49	2.94		Buy @ 16.94	15.58	50% 20.89	75% 31.22			
<input type="checkbox"/> MMC Marsh McLennan Co	23.22	2.8		Buy @ 23.46	21.58	50% 24.62	75% 29.43			
<input type="checkbox"/> BRE B R E Prop Inc	28.74	5.01		Buy @ 29.23	26.89	50% 30.17	75% 33.84			
<input type="checkbox"/> ESS Essex Prty Tr Inc	75.16	10.15		Buy @ 78.67	72.38	50% 116.77	75% 134			

Profit Targets



Entry Prices →

In fact, The WizardPicks gives two methods for taking profits - the Conservative Method, which takes profits along the way or the Aggressive Method, which takes profits all at once.

Conservative **Aggressive**

The screenshot shows a dark-themed interface. At the top, the question "How do I want to trade?" is displayed. Below it are two buttons: "CONSERVATIVE" (highlighted in blue) and "AGGRESSIVE" (grey). Red arrows point from the text "Conservative" to the blue button and from "Aggressive" to the grey button. Below the buttons are two descriptions: "Take profits along the way." under the conservative button and "Take all of my profits when I exit the trade." under the aggressive button. Below this is a section titled "U.S. Stocks: Picks for the week of August 07, 2009" with a blue button that says "+ ADD CHECKED ITEMS TO MY PORTFOLIO". At the bottom is a table with a green header and white text.

Stock Symbol	Last Price	Today's Change	Entry Date	Entry Price	Stop Price	Trade Status	Days	Profit
--------------	------------	----------------	------------	-------------	------------	--------------	------	--------

The WizardPicks does one other thing you'll never hear about from your mutual funds. We know that not every investment you make is going to work out. Therefore, we always cut our losses short, so that we preserve our capital and use it to make money another day. The WizardPicks does this by providing a stop price for each stock. This price acts as an insurance policy and is the price at which we get a signal to exit the trade if it goes against you. The days of losing big with mutual funds are over.

How do I want to trade?

CONSERVATIVE Take profits along the way. **AGGRESSIVE** Take all of my profits when I exit the trade.

U.S. Stocks: Picks for the week of August 07, 2009

+ ADD CHECKED ITEMS TO MY PORTFOLIO

Stock Symbol	Last Price	Today's Change	Entry Date	Entry Price	Stop Price	Trade Status	Days	Profit	% Profit
<input type="checkbox"/> FWLT Foster Wheeler Ag <small>view a quote +</small>	29.44	6.34		Buy @ 29.62	27.25	50% no target			
<input type="checkbox"/> ARBA Ariba Inc <small>view a quote +</small>	10.78	0.27		Buy @ 11.30	10.40	50% 15.36			
<input type="checkbox"/> TTES T-3 Energy Services Inc <small>view a quote +</small>	16.49	2.94		Buy @ 16.94	15.58	50% 20.89			
<input type="checkbox"/> MMC Marsh McLennan Co <small>view a quote +</small>	23.22	2.8		Buy @ 23.46	21.58	50% 24.62			

Stop Prices (indicated by a yellow arrow pointing to the Stop Price column)

Here at the WizardPicks, we always trade in the direction of the market. In other words, we only issue buy signals when the market is going up and we only issue signals to sell short if the market is going down. But sometimes, the market may change its direction, and if we don't take action quickly, we can end up on the wrong side of it. For this reason, the system will periodically issue an alert, telling us that the market has changed direction and issuing immediate exit signals for all open signals.

When this happens, the “Market Alert” button at the top of the page will be colored bright red and a message will display with our new signal. You will also receive an email with the same message. For more on this feature, please see our Market Alert video.

The screenshot shows the Wizard Picks website interface. At the top, there is a navigation bar with buttons for 'THIS WEEK'S PICKS', 'PREVIOUS PICKS', 'MY PORTFOLIO', 'HOW TO USE', 'MARKET ALERT: URGENT' (highlighted in red), 'MY ACCOUNT', and 'SIGN OUT'. Below the navigation bar, a red alert banner reads: 'MARKET ALERT: FRIDAY, MARCH 20, 2009'. The alert text states: 'The market is currently in a transition period. Because of this, we are issuing immediate exit signals for all open signals. This immediate exit signal supersedes the stop price or target prices for any open positions. Exit any open positions at the market immediately.' Below the alert, there is a blue button that says '+ ADD CHECKED ITEMS TO MY PORTFOLIO'. At the bottom, a table displays the user's portfolio with columns for Stock Symbol, Last Price, Today's Change, Entry Date, Entry Price, Stop Price, Trade Status, Days, Profit/Share, and % Profit.

Stock Symbol	Last Price	Today's Change	Entry Date	Entry Price	Stop Price	Trade Status	Days	Profit/Share	% Profit
<input type="checkbox"/> CKR Cke Restaurants	8.63	-0.06		Buy @ 9.13	8.40	Buy @ 9.13			
<input type="checkbox"/> RGS Regis Cp	14.61	-0.14		Buy @ 15.29	14.49	Buy @ 15.29			
<input type="checkbox"/> CPRT Copart Inc	29.53	-0.57		Buy @ 30.21	28.61	Buy @ 30.21			

You can also see all of our picks going back to June of 2008. Simply select a week to view, and we'll show you how the stock picks from that week have performed. The WizardPicks also shows you the performance for each of our picks. Profit or loss, we show you how each pick is doing as well as how the list is performing as a whole. Please note that all of our past trades results are based on simulated trading and do not include slippage or commissions

How do I want to trade?

CONSERVATIVE
Take profits along the way.

AGGRESSIVE
Take all of my profits when I exit the trade.

How are my trades doing?

hide portfolio options

87.50%
winning percentage on open trades

\$7,845.69
total investment

7 Winning
53.61% avg profit

217.88
avg days held

1 Losing
(1.01%) avg loss

52.60%
\$4,126.83 total profit

0 Flat

105.20%
\$8,253.67 margin profit

← Total Profit/Loss

U.S. Stocks: Picks for the week of Jul 25, 2008 [\(View another previous week >\)](#)

Stock Symbol	Last Price	Today's Change	Entry Date	Entry Price	Stop Price	Trade Status	Days	Profit	% Profit
HERO Hercules Offshore Inc	3.52	0.62	08/01/08	27.72 <small>SHORT</small>	3.63	SHORT Your Stop Is: 3.63	273	871.20	87.30% Closed
SCHN Schnitzer Steel Industries Inc	39.27	2.09	08/08/08	78.02 <small>SHORT</small>	37.72	SHORT Your Stop Is: 37.72	175	465.00	49.67% Closed
NGS Natural Gas Svcs Grp	10.5	1.52	08/01/08	24.19 <small>SHORT</small>	10.33	SHORT Your Stop Is: 10.33	245	561.29	56.59% Closed
SFY Swift Ergy [hldg Co]	18.1	6.47	08/08/08	47.58 <small>SHORT</small>	13.55	SHORT Your Stop Is: 13.55	273	619.08	61.96% Closed
FST Forest Oil Cp [new]	17.29	2.01	08/08/08	52.93 <small>SHORT</small>	17.04	SHORT Your Stop Is: 17.04	252	641.52	67.33% Closed

← Individual Profit/Loss

To make it easy for you to track your own investments, the WizardPicks also offers a simple portfolio. Using your portfolio, you can track your own custom list of stocks from our list of picks.

How do I want to trade?

CONSERVATIVE
Take profits along the way.

AGGRESSIVE
Take all of my profits when I exit the trade.

How are my trades doing?

hide portfolio options

75.00%
winning percentage on open trades

\$10,804.06
total investment

3 Winning
1.78% avg profit

1
avg days held

1 Losing
(0.19%) avg loss

1.59%
\$171.36 total profit

7 Flat

3.17%
\$342.72 margin profit

My Portfolio: Best Stocks [\(View another portfolio >\)](#)

REMOVE CHECKED ITEMS FROM MY PORTFOLIO

Stock Symbol	Last Price	Today's Change	Entry Date	Entry Price	Stop Price	Trade Status	Days	Profit	% Profit
<input type="checkbox"/> BC Brunswick Cp <small>view a quote +</small>	8.56	1.38	08/07/09	7.36 LONG	6.77	LONG Your Stop is: 6.77	7	162.00	16.30%
<input type="checkbox"/> FNFG First Niagara Financial Group I <small>view a quote +</small>	13.76	0.61	08/07/09	13.46 LONG	12.38	LONG Your Stop is: 12.38	7	22.20	2.23%
<input type="checkbox"/> TSS Total System Svc Inc <small>view a quote +</small>	14.91	0.23	08/07/09	14.79 LONG	13.61	LONG Your Stop is: 13.61	7	8.04	0.81%
<input type="checkbox"/> NAFC Nash-finch Company <small>view a quote +</small>	29.14	-1.61		Buy @ 31.13	28.64	Buy @ 31.13			











And all this comes with our world-class support. Our simple help section offers videos and text references so that you'll never get lost. And if you can't find your answers here, give us a call or send us an email and we'll help you with whatever you need.

So what are you waiting for? Nothing is simpler, easier or more powerful than the WizardPicks. Sign up today.

How to Use the WizardPicks

Using the Wizard Picks is easy - and we've made it even easier with a few short videos and some simple FAQ's. In just a few minutes, you'll know everything you need to trade like a true professional with the Wizard Picks.

Video Quick Tours

1. Getting Started with the Wizard Picks The quick tour of the Wizard Picks and its simple, powerful features	Play video  Read PDF 
2. Inside This Week's Picks Get a detailed tour on the main Picks screen	Play video  Read PDF 
3. Creating your own portfolio Create your own custom portfolio to track your investments	Play video  Read PDF 
4. Viewing Previous Week's Picks See how our previous picks have performed	Play video  Read PDF 
5. Market Alerts When the market changes direction, here's what you do.	Play video  Read PDF 

Frequently-Asked Questions

- [How do I place orders with my broker?](#)
- [What is a stop price?](#)
- [How do I use the stop price?](#)
- [What do conservative and aggressive mean?](#)
- [What does it mean to go long or go short?](#)
- [How do I create a portfolio?](#)
- [Why do you show the previous week's picks?](#)
- [How do I add items to a portfolio?](#)

[View all FAQ's](#) 